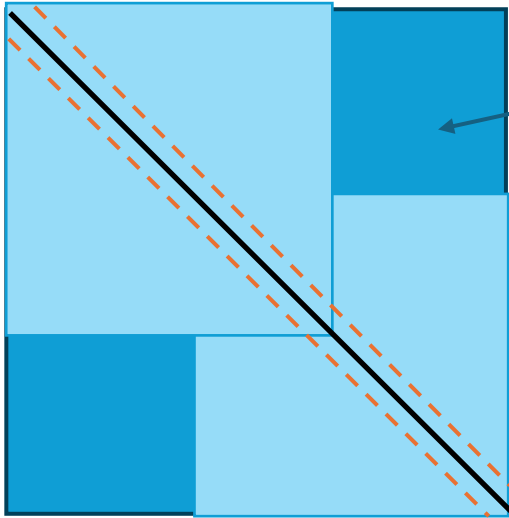
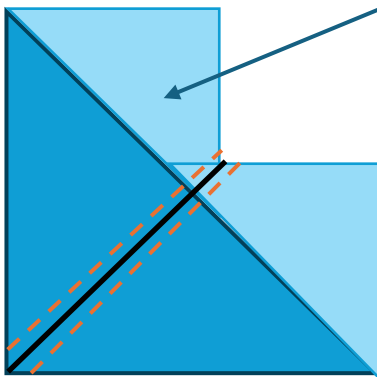


## Make Four Flying Geese at Once!!!

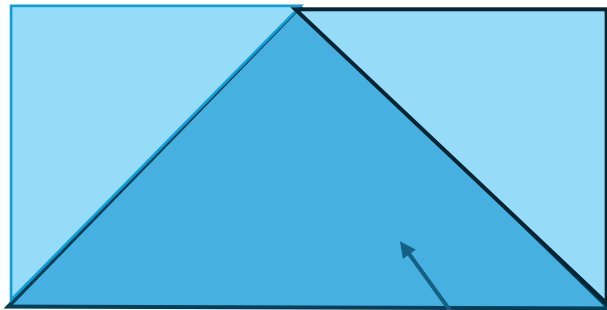
<b>Finished size</b>	<b>Unfinished size</b>	<b>Four small squares</b>	<b>One large square</b>
1" x 2"	1½" x 2½"	2"	3¼"
1½" x 3"	2" x 3½"	2 ½"	4¼"
2" x 4"	2 ½" x 4½"	3"	5¼"
2½" x 5"	3" x 5½"	3½"	6¼"
3" x 6"	3 ½" x 6½"	4"	7¼"
3½" x 7"	4" x 7½"	4½"	8¼"
4" x 8"	4 ½" x 8½"	5"	9¼"
4½" x 9"	5" x 9½"	5½"	10¼"
5" x 10"	5 ½" x 10½"	6"	11¼"
5½" x 11"	6 " x 11½"	6½"	12¼"
6" x 12"	6 ½" x 12½"	7"	13¼"



Lay the big square face up. Place two smaller squares in opposite corners face down. Draw a diagonal line as shown, then sew a scant  $\frac{1}{4}$ " on either side of it. Make one.



Yields two of these. Press out the two smaller triangles. Next, draw a line from the outside corner to the corner where the two smaller triangles intersect. Sew a scant  $\frac{1}{4}$ " away from the line, then cut the line.



Press out the two resulting triangles and voila! Four flying geese blocks!