



# Ocean Wave Quilters

[www.oceanwavequilters.com](http://www.oceanwavequilters.com)

## March 2016 Newsletter

### Message from the President - Sharon L

WOW! Seeing all of the Quilt Walk blocks that were brought to the February meeting was awe-inspiring! 67 blocks made by 24 members were brought to the meeting. So many different designs and colors and quilting methods - this June will be our own version of "painting the town red" with quilt squares! (Check out Mary's photos on our website - [www.oceanwavequilters.com](http://www.oceanwavequilters.com) - look for the 2017 February OWQ Meeting link.) We expect another 20 or 30 blocks will be brought to this coming Sunday's meeting, as well. A huge THANK YOU to all who are participating - and it's not too late! If you would still like to make a block for the Quilt Walk, let me know.

### February 12th Meeting Notes, Summary - Sharon L

#### Business:

- **QGNQ meeting**

Dee reported on the meeting she and Becky attended in Colusa in January.

Next meeting - April 22 - Paradise - Marcia may go

- **Quilt Walk blocks** - More than 50 blocks were brought to the meeting. Photos on the OWQ website.
- **Round Robin quilts** - 2 groups of 4 are participating.
- **Members' Photo Project** - 32 members participated in the photo directory. Photos will be taken at the March meeting, as well, if you missed the February meeting. The directory will be distributed to members, but will not be posted on line for privacy reasons.

#### Committee Reports:

- **Special Events**

Grange Retreat (March 22-25) - sign-up sheet distributed; will be available at the March meeting, as well.

Tea (April 8) - sign-up sheet distributed; will be available at the April meeting, as well.

Healdsburg Quilt and Doll Show (April 1) - Members are encouraged to lend quilts for display.

- **Education**

Diane Steele will teach her "Out of the Box" class on Monday, April 10 from 9:30-3:30 at Sew 'n Sew. Class size is limited. Cost is \$20 to members. You will be signed up for the class when you pay the fee. Contact Carole for more information.

- **Quilt Show 2017**

Opportunity Quilt tickets are available for you to buy or for you to sell to family and friends. See Sharon L., Paula P., or Judy W.

#### Monthly Blockette

Shirlee demonstrated Wedge and Circle, and distributed a paper piecing exercise. Bring completed blocks to the next meeting.

### Service Committee Report - Sandi

February Ocean Wave Quilters Outreach:

- 14 Warm Welcome Quilts
- 16 Pet beds to the Shelter
- 3 Pet beds to 2nd Chance Rescue
- 12 pillowcases to Hospitality House
- 21 Doll Blankets to local Preschool

**PLEASE WEAR YOUR NAME TAG TO THE MEETING!**

## Upcoming Class - Carole P

We have a very few spots left for our quilting class with Diane Steel the day after our tea, so if you are interested send your money in today.

## Upcoming Quilt Shows - Carole P

- Fairfield Biennial Quilt show in March 2017 at the Fairfield Senior Center, located at 1200 Civic Center Dr. Fairfield, CA.
- San Francisco Biennial Quilt Show in March 2017 at the Adventist Church 7777 Geary Blvd. For information: [www.sfquiltersguild.org](http://www.sfquiltersguild.org)
- If you are going to the desert.....  
Ridgecrest Biennial Quilt Show in March 2017. For information call: 760-371-1831.
- Auburn Annual Quilt Show in April 2017 at the Gold Country Fairgrounds in Auburn. For information call 916-771-0259
- Red Bluff Biennial Quilt Show in April 2017 at the Red Bluff Community and Senior Center. For information: [www.suncountryquilters.com](http://www.suncountryquilters.com)
- Red Bluff Sun Country Quilters - April 1&2 : Info: [www.suncountryquilters.com](http://www.suncountryquilters.com)
- Concord - Quilters of Contra Costa : April 1&2 - Info: [www.qqccc.org](http://www.qqccc.org) - \$5.00 gate fee
- Corona - Inland Empire Quilters Guild : May 5&6 - Info: Lana 951-751-0573 -
- Grass Valley Pine Tree Quilt Guild of Nevada County: 1st weekend in May - Info: Rita 530-265-9365
- Northridge Valley Quilters - May 2017: Info: Kathy 818 497 6432
- OakHurst -Sierra Mountain Quilters: May 2017: Info: [www.sierramountainquilters.org](http://www.sierramountainquilters.org)



## Annual OWQ Tea- Lonna



The annual tea will be held on Sunday, April 9th from 1 to 4 pm in the Senior Center dining room; set up will be on Saturday at 2pm. Admission will be free to members and \$5 for non-members.

We will be judging the "Brown Bag" challenge quilt entries and then doing a raffle. Then we have Diane Steele presenting her trunk show in our regular meeting room. Admission will be free to members and \$5 for non-members.

And, as always, every member is asked to contribute a dish or two for the tea table. I will bring the food sign up list to the meeting.

Help is needed for the Check-In Table and for Water Monitors. We will set up the meeting room on Saturday at 2pm and the tables on Sunday any time after 10.

If you would like to hostess a table at the tea, please email Lonna at [earlon@aol.com](mailto:earlon@aol.com) or phone at 962-0176. We need a hostess for 2 tables- either to do tables or to be a hostess for a table I will set.

Do call or email me if you have any questions about this event.

## Grange Retreat- Lonna

I will bring the sign up list for the March Grange Retreat at the meeting. The retreat will be on March 22 through March 25 and will start each day at 9am. Do call or email me if you have any questions.


## Healdsburg 6<sup>th</sup> Annual Quilt and Doll Show- Lonna

The Show is held on April 1<sup>st</sup> from 9:30am to 3:30pm at the Healdsburg Senior Living Community, 725 Grove Street. \$5 donation and lunch and wine is provided. You take the Dry Creek Road exit from 101 South and turn right onto Grove. It will be on the left side of the street. There are usually lots of balloons. This is a very fun event. Info at <http://healdsburg-senior-living.com/category/upcoming-events/>  
We need quilts for our area. Please bring them to the meeting or the Grange Retreat.

## Club Historian Report- Mary

Pictures from the February 2017 meeting have been posted on the OWQ website, which include the History Walk Blocks and visiting guest, Yvonne Phenicie of Pacific Flyway Quilters, Colusa, CA.

Club Photo Directory - I will bring copies to the upcoming March meeting of the first edition of the OWQ club photo directory. Thirty-three members participated! It's not too late to be a part of this fun project, and it's a great way to meet and get acquainted with our new members. See me at the meeting so I can get a snapshot of you!



## Round Robin Groups - Cindi

We're up and running, with the first rounds done and ready to move on. There are only 4 people in each group, so we'll get our tops back in May, which gives us time to enter our quilts into the Fort Bragg Quilt Show! At the meetings, each group will stand by the door, and each member will step into the hall, one-by-one, so their quilt's progress can be shared quickly with the club. Each quilt kit will then be passed to the next person on the list. In April at the tea we'll do the same if there's time. If not, I'll gather them and pass them on. Remember to let me know if you can't be at a meeting, I'll make sure your work is moved along, and that you get your next kit a.s.a.p.

## Mendocino View Quilt Project - Cindi

This is a fun project where participants will make a small (11"x 17") quilt that depicts a building on Main Street in Mendocino. The quilts will be hung together at different quilt shows throughout the year, and each piece will return to its maker when the tour is done. I'll bring the printouts/patterns to the March meeting. If you are interested in participating but won't be there, you can contact Cindi Jo Willey. Sharon Lau and I have been discussing other buildings that we'd love to see done, so we're not sure where this will all end, but it'll be a fun way to do a small piece for a group project.

## OWQ Agenda - Sunday, March 12th, 2017 1:30 pm at the Senior Center

### Business:

- Sunshine
- QGNQ meeting - April 22 - Paradise - Marcia
- Members' class photos - Mary
- Quilt Walk blocks - Sharon
- Fabric donations - Sharon
- Round Robin quilts - Cindi
- March block of the month - Lonna

### Committee Reports:

- Special Events - Lonna
  - ✚ Retreat
  - ✚ Healdsburg Show
  - ✚ Tea
- Education - Carole
  - ✚ Diane Steele class information
- Quilt Show 2017 - Paula P.
  - ✚ Opportunity quilts
  - ✚ Entry forms on website and attached to email

### Monthly Blockette Raffle

### Name Tag Raffle

### Raffle

### Show and Tell and Announcements

## February Treasurer's Report For 2/1/17 -2/28/17

Starting Balance 2/1/17:	<b>\$8,960.20</b>
<u>February Total Expenses:</u>	<u><b>\$97.88</b></u>
12.50 - plastic sleeves for historians book	
44.38 - January block of the month	
41.00 - QGNQ Meeting	
<u>February Total Income:</u>	<u><b>\$206.00</b></u>
26.00 - meeting raffle	
180.00 - Diane Steel class fees	
Total/Ending Balance 2/28/17:	<b>\$9,068.32</b>

## Message from Sue Ellington:

I was just reading the newsletter and ta da...saw the picture on page 3 and saw the Hi Sue in the back. Didn't know if that was to me but it sure did WARM MY HEART, big time!!!!

Miss you all but don't think there are any plans for a return trip to Mendo anytime soon. If and when, I do, it will be on a meeting day. Oh, you won't believe it, I just started Sew Sunday with this group down here, last month. They seem to just be loving the idea so hope it will be as successful as Ocean Waves.

We must have had about 30 plus members.....chatting and eating. We are a club of about 250 members, so sure hope they do not all come. I am in charge of it at this time, but hope we will begin to share the duty. Thanks for allowing me to share the idea!!!! Hi to the gang!!!!


## Block of the Month - Lonna

Dee and I saw these quilts a few years ago at the Eureka Quilt Show. We both thought they were gorgeous and when we got home I found the pattern on the Web. I will describe how to make the two blocks at the meeting but have also attached the instructions on page 5. This is so easy to make and yet you end up with two great quilts from one cutting. It is a wonderful way to use scrap fabric.



Here are pictures of the results; the pattern is called

## *Bamboo and Pinwheels*



## OWQ Dates to Remember - 2017

**Board Meetings** - 1<sup>st</sup> Tuesdays, 1:40 - 2:30 - Senior Center

Dates: 1/3, 2/7, 3/7, 4/4, 5/2, 6/6, Not July, 8/8, 9/5, 10/3, 11/7, 12/5

**General Meetings** - 2<sup>nd</sup> Sunday, 1:30 - 3:30 - Senior Center; free Sewing from 10:00 - 1:30

Dates: 1/8, 2/12, 3/12, Not April (see Special Events), 5/14, 6/11, 7/9, 8/13, 9/10, 10/8, 11/12, 12/10

**Sew Sunday** (Free Sewing) - 4<sup>th</sup> Sunday, 10:00 - 4:00 - Senior Center

Dates: 1/22, 2/26, Not March (see Special Events), 4/23, 5/28, Not June (see Special Events)  
7/23, 8/27, 9/24, Not October (see Special Events), 11/26, (Not December)

**Hand Quilting** - Every Tuesday, 1:30-3:30 - Senior Center

**Quilt Show Committee Meetings** - 3<sup>rd</sup> Wednesday, 10:00 - 11:30 - Presbyterian Church

1/18, 2/15, 3/15, 4/19, 5/17, 6/21

**Quilt Guilds of the North Quarter Meetings** - last Saturday of the Quarter - 11:00 - 2:00

1/28 - Colusa, 4/9 - Paradise, 7/29 - Mt. Shasta, 10/28 - Burney

### Special Events:

Retreats - Wednesday-Saturday, 3/22-25 and 10/18-21 - Inglenook Grange

Healdsburg Quilt and Doll Show, Saturday, 4/1 - 9:00-3:00 - Healdsburg Senior Living Community,  
725 Grove Street in Healdsburg


Annual Tea - Set-up - Saturday, 4/13 - 2:00 - Senior Center Dining Room

Tea - Sunday, 4/14 - 1:00 - 4:00 - Senior Center Dining Room

Quilt Show - Set-up - Friday, 6/23 - 8:00 - ?? - Dana Gray Elementary School

Show - Saturday, 6/24 - 10:00 - 5:00 - Dana Gray Elementary School

Sunday, 6/25 - 10:00 - 4:00 - Dana Gray Elementary School



**Bamboo and Pinwheels**

Used with permission from Diana McClun and Laura Nownes of From Me to You designs.

Finished size of each block = 7-3/8"

For these blocks, use **Floral (Oriental is especially nice)** type fabrics, light, medium and dark. Cut 1 strip from each medium and dark fabric 6-1/2" wide by 17" long. Cut 2 strips from a light fabric 2-1/4" wide by 17" long.

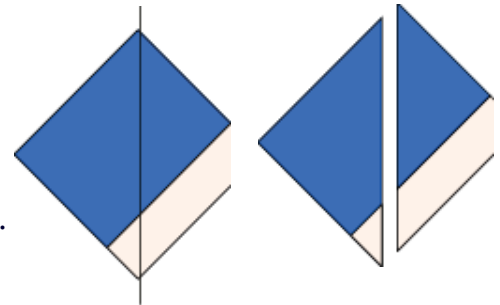
Sew one strip of the light fabric to each of the 6-1/2" wide medium and dark strips. The two strips should now measure about 8-1/4" wide by 17" long. Press the seam allowance toward the dark side of the fabric.

Cut each of the two strips into 8-1/4" squares (you will get two per strip.)



8-1/4"

Now cut each in half diagonally.



Separate the triangle units -- one makes the Bamboo square, the other the Pinwheel square. Using two different triangles from the Bamboo cuts, sew them as shown in the two pictures at the top of the page. Using the remaining triangles, sew them together for the Pinwheel block as shown. This will give you two blocks, one for each drawing.

Pattern for the Bamboo Quilt- strips are added to form the bamboo effect. Be careful to keep the blocks aligned horizontally.

For Bamboo Quilt

For Pinwheel Quilt

Pattern for the Pinwheel Quilt

